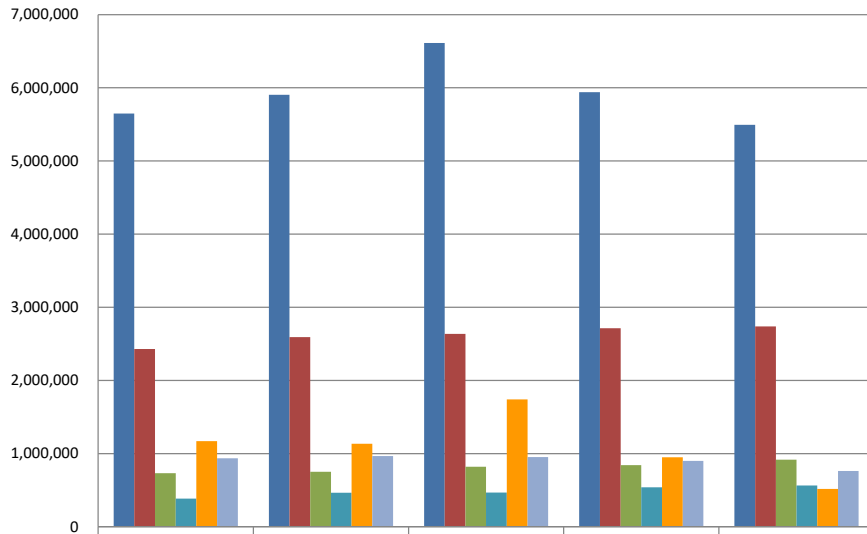
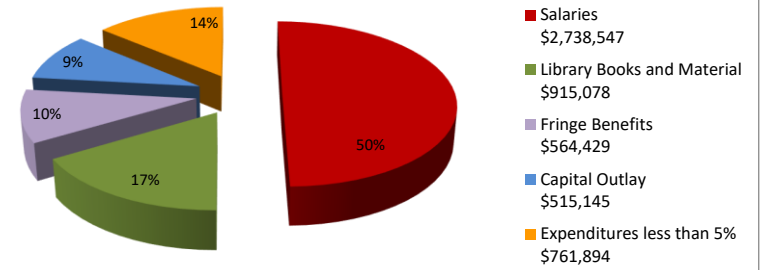


### Canton Public Library Expenditures

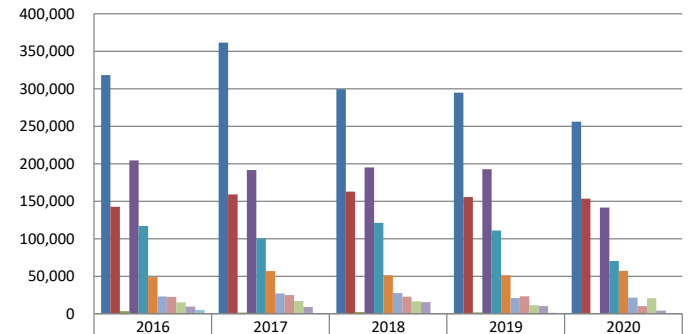


	2016	2017	2018	2019	2020
■ TOTAL EXPENDITURES:	5,647,750	5,906,014	6,613,151	5,940,957	5,495,093
■ Salaries	2,429,037	2,591,072	2,634,590	2,713,010	2,738,547
■ Library Books and Materials	732,121	750,254	819,750	842,887	915,078
■ Fringe Benefits	382,783	463,627	467,412	537,137	564,429
■ Capital Outlay	1,169,588	1,134,836	1,740,174	949,425	515,145
■ Expenditures less than 5%	934,221	966,225	951,225	898,498	761,894

### 2020 Expenditures



### Expenditures Less Than 5% by Category



	2016	2017	2018	2019	2020
■ Professional and Contractual Services	318,323	361,509	299,441	294,943	255,985
■ Utilities	142,555	159,091	162,832	155,677	153,511
■ Property Tax Refunded to Taxpayers	3,410	1,575	2,328	1,678	65
■ Building Maint & Improvements	204,567	191,527	195,141	192,619	141,546
■ Supplies	117,236	100,469	121,195	110,930	70,315
■ Insurance and Bonds	48,766	56,888	51,179	51,152	57,241
■ Communications	22,921	26,923	27,550	20,770	21,466
■ Rentals	22,418	24,984	22,851	23,204	10,153
■ Printing and publishing	15,092	16,806	16,637	11,545	20,659
■ Community Promotion	9,606	8,967	15,534	10,005	4,180
■ Endowment Transfers	4,983	860	455	1,110	0

\* Revenue and Expenditures on graphs are from the annual financial reports as audited by Plante Moran