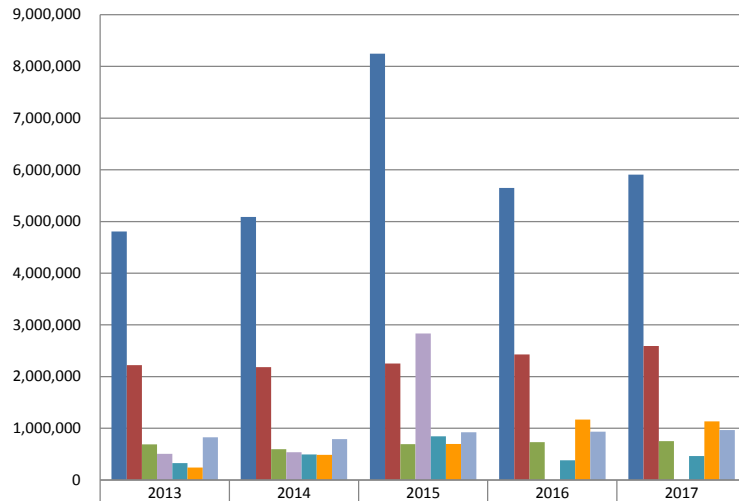
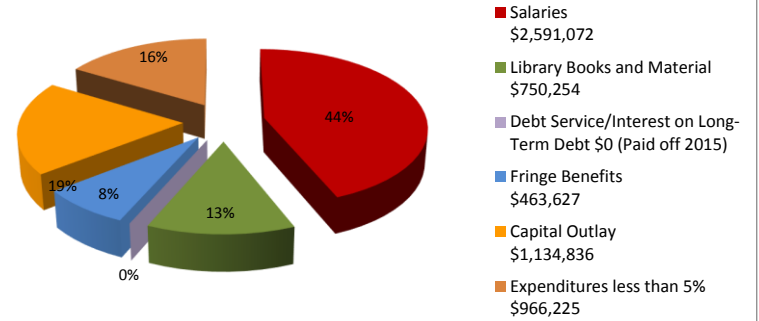


Canton Public Library Expenditures

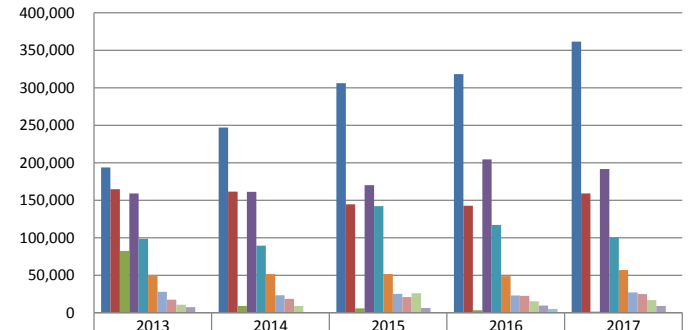


	2013	2014	2015	2016	2017
TOTAL EXPENDITURES:	4,808,894	5,089,476	8,246,353	5,647,750	5,906,014
Salaries	2,219,956	2,182,421	2,253,523	2,429,037	2,591,072
Library Books and Materials	688,238	596,692	691,743	732,121	750,254
Debt Service/Interest on Long-Term Debt (Paid off 2015)	504,994	539,073	2,835,623	0	0
Fringe Benefits	328,676	496,043	844,543	382,783	463,627
Capital Outlay	240,346	485,868	698,794	1,169,588	1,134,836
Expenditures less than 5%	826,684	789,379	922,127	934,221	966,225

2017 Expenditures



Expenditures Less Than 5% by Category



	2013	2014	2015	2016	2017
Professional and Contractual Services	193,603	246,918	306,128	318,323	361,509
Utilities	164,641	161,598	144,632	142,555	159,091
Property Tax Refunded to Taxpayers	82,477	9,082	5,737	3,410	1,575
Building Maint & Improvements	159,164	161,175	170,076	204,567	191,527
Supplies	98,442	89,466	141,981	117,236	100,469
Insurance and Bonds	50,134	51,519	51,625	48,766	56,888
Communications	27,871	23,143	25,143	22,921	26,923
Rentals	17,467	18,384	20,777	22,418	24,984
Printing and publishing	10,627	9,066	26,087	15,092	16,806
Community Relations	7,512	0	6,252	9,606	8,967
Endowment Transfers	0	0	0	4,983	860

* Revenue and Expenditures on graphs are from the annual financial reports as audited by Plante Moran