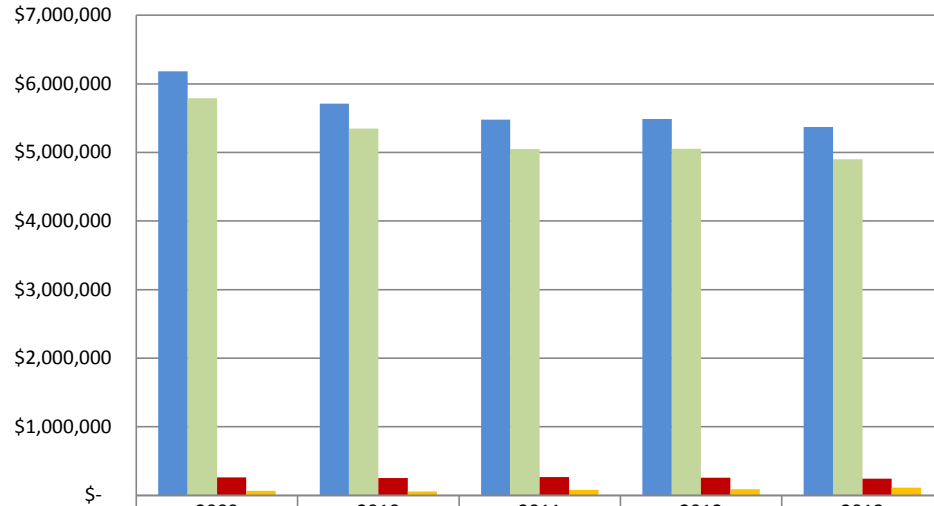


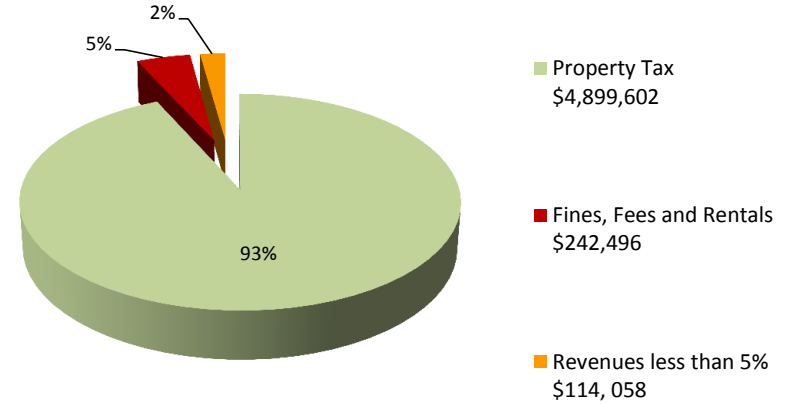
## Canton Public Library Revenue

(The majority of the library revenue comes from property taxes. Revenue of less than 5% of the total budget is highlighted in the graph below)

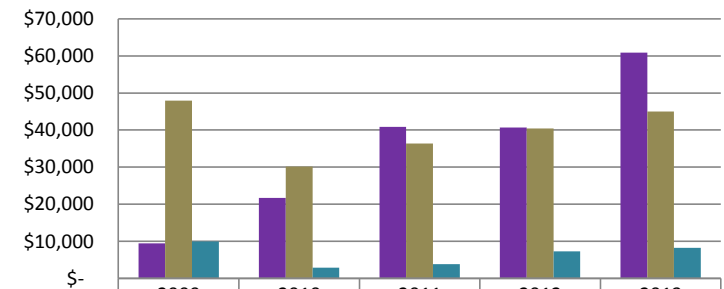


	2009	2010	2011	2012	2013
■ TOTAL REVENUE	\$6,184,699	\$5,711,182	\$5,478,186	\$5,489,318	\$5,370,214
■ Property Tax	\$5,788,443	\$5,349,475	\$5,048,190	\$5,054,411	\$4,899,602
■ Fines, Fees and Rentals	\$261,418	\$252,411	\$267,980	\$258,251	\$242,496
■ Revenues less than 5%	\$67,419	\$54,648	\$81,008	\$88,328	\$114,058

## 2013 Revenue



## Revenue Less Than 5% by Category



	2009	2010	2011	2012	2013
■ Contributions and Donations	\$9,460	\$21,662	\$40,816	\$40,642	\$60,860
■ State Aid	\$47,971	\$30,126	\$36,373	\$40,383	\$45,001
■ Interest on Investments (excludes Endowment)	\$9,988	\$2,860	\$3,819	\$7,303	\$8,197

\* Revenue and Expenditures on graphs are from the annual financial reports as audited by Plante Moran