

Meet **Libby**,
the friendly new OverDrive app



Libby Mobile App

Welcome to **Libby by OverDrive for Libraries**

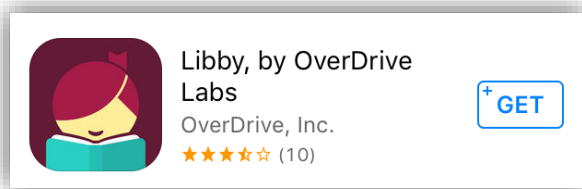
from the Canton Public Library. Libby is designed with a more user-friendly format for reading eBooks or listening to eAudiobooks. Libby can be used instead of or in addition to the OverDrive app. Materials you borrow using OverDrive will also appear on your Libby shelf.

What is required to use Libby?

- ✓ A valid Canton Public Library card
- ✓ An Android or iOS device


Get the Libby App

Download and install the Libby app from your device's app store.



Setting up the Libby App

When you open the Libby app for the first time, you will see these greetings. Continue to scroll to reach the yellow screen that says **Find My Library**

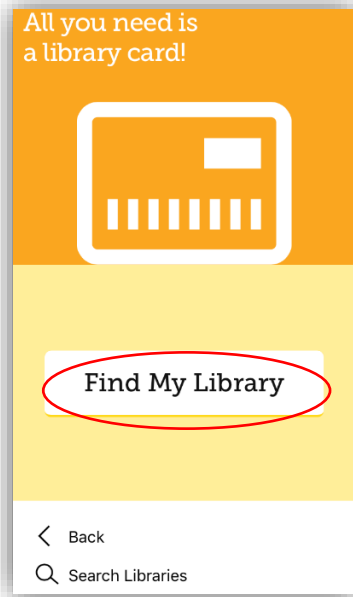


Click on **Find My Library**



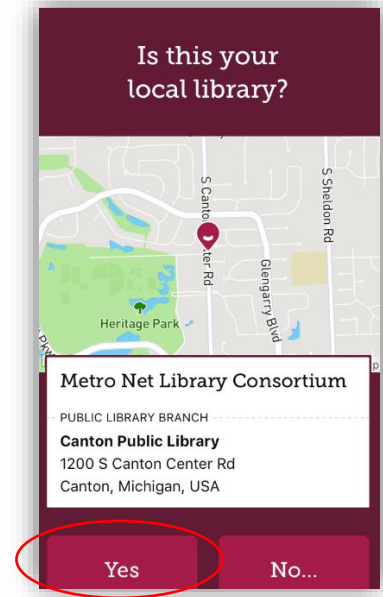
Canton Public Library
connecting your community

UPDATED 3/2017

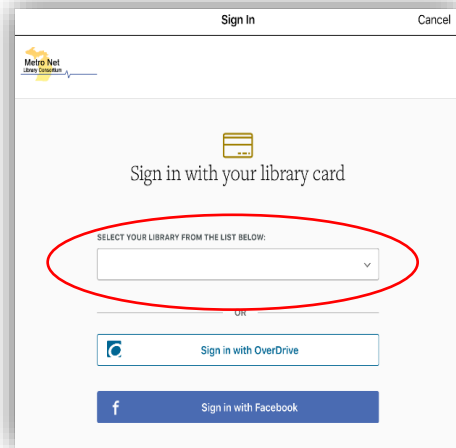
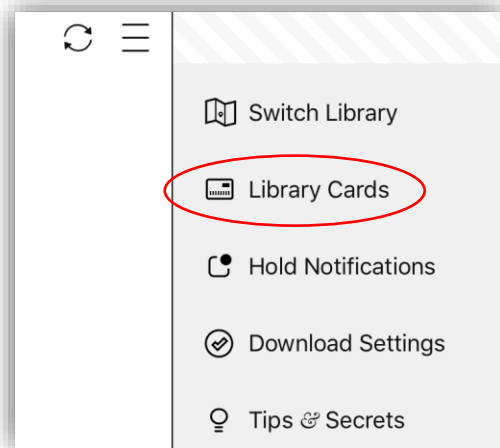


Libby uses your internet connection to locate your library. If it finds your correct library **Canton Public Library** select yes.

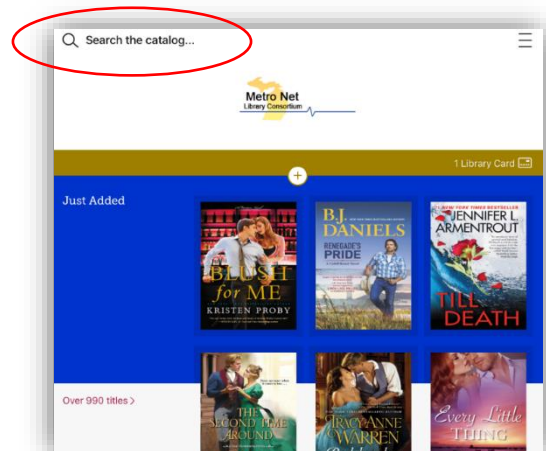
If you are out of range when you download the app, tap **Library** and search for the Canton Public Library in the **Metro Net Library Consortium**.



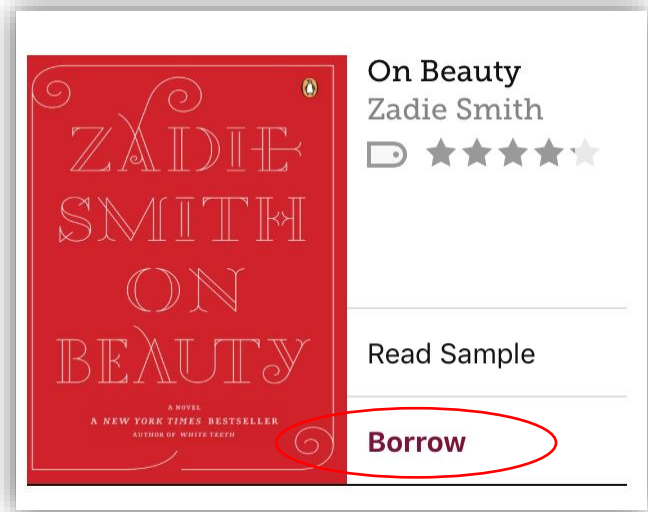
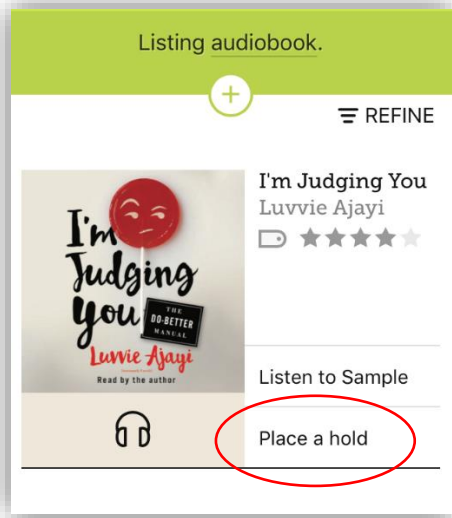
To connect your library card, click on the **menu option** and choose **Library Cards**, then you will select **Canton Public Library** from the dropdown screen and enter your library barcode on your library card.



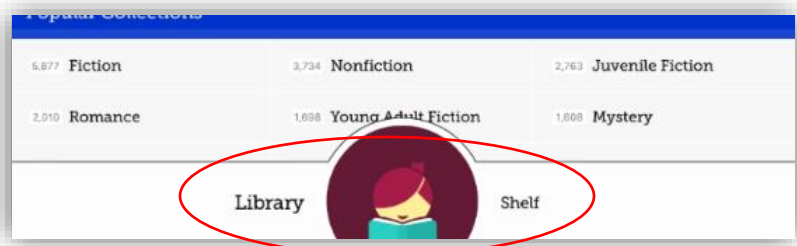
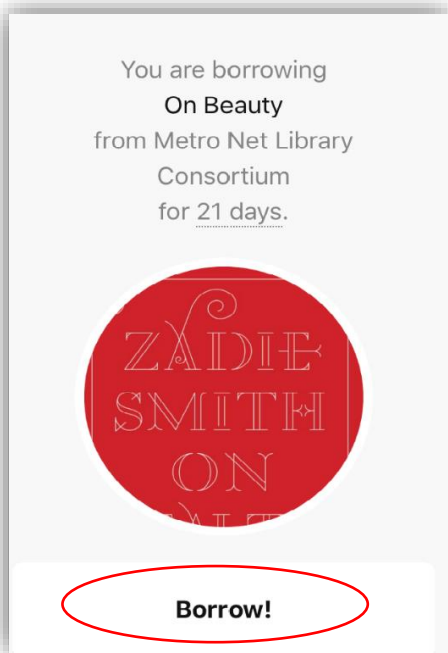
You can also **Search the catalog** or browse by genre for a new book!



Once you find a book you'd like to check out, check to make sure the book is available. Just like a book in the library, someone may already have it checked out. If this is the case, you can place a hold on the material and Libby will alert you when it is yours. If it has the **borrow** option- it is yours to check out.



It will ask again if you would like to borrow the book- confirm by tapping **borrow** one more time. It will then appear on your shelf, which you access by tapping **Library Shelf** at the bottom of your screen. You're all set! Your 3-week loan period will begin.



More help: <https://help.libbyapp.com/>