

## Zinio Digital Magazines for Libraries – Creating Your Account



Welcome to Zinio Digital Magazines for Libraries through the Canton Public Library. These magazines can be viewed cover-to-cover on your computer or through the Zinio for Libraries app on compatible mobile devices. Check out as many magazines as you wish, and you'll never have to return them.

### What is required to use Zinio for Libraries streaming service?

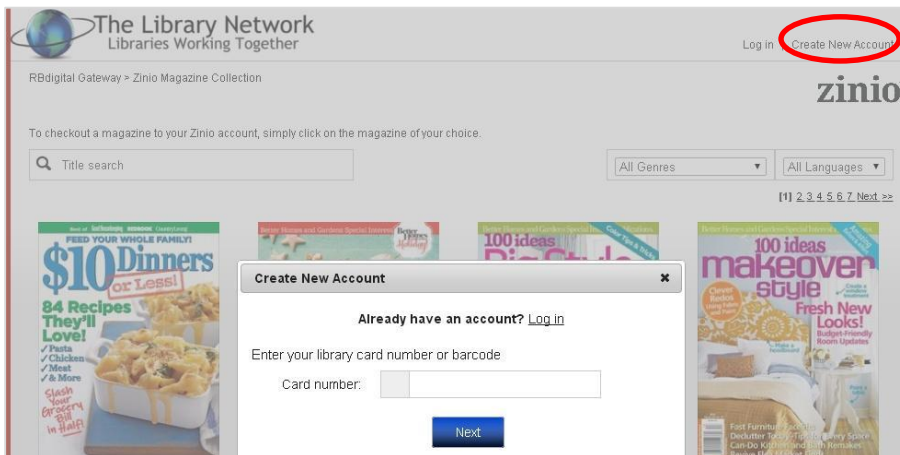
- ✓ A valid Canton Public Library card
- ✓ A desktop or laptop computer and/or mobile devices
- ✓ A TLN Zinio for Libraries account

### Create Your Account

Go to [www.cantonpl.org](http://www.cantonpl.org) and click **eMedia** on the home page (under Research). Click **Check Out** under Zinio Digital Magazines



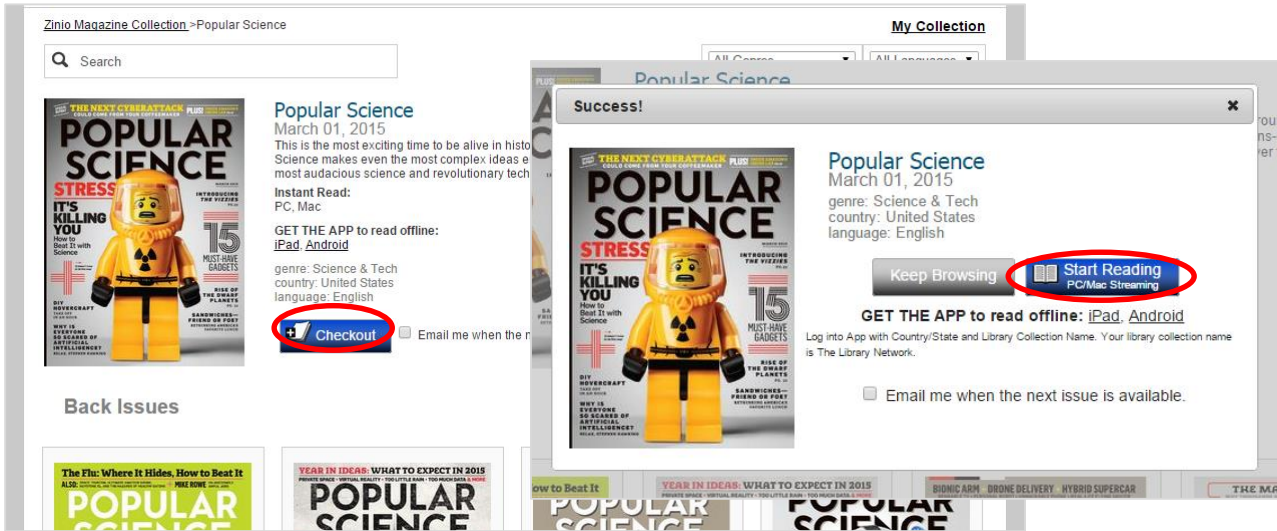
Select **Create New Account** at the top right of the page.



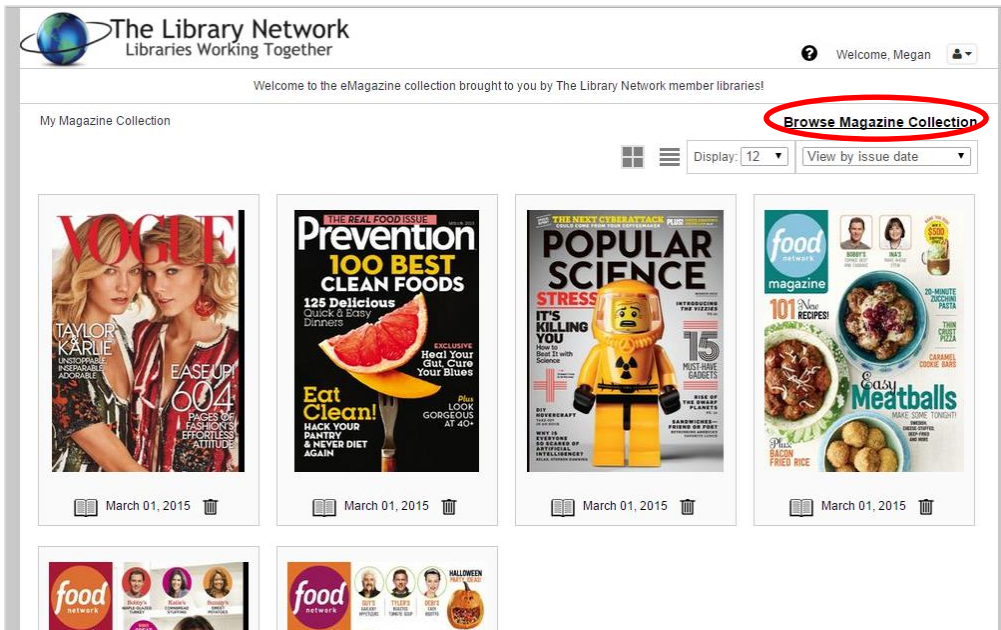
Enter your CPL card number when prompted. Click **Next**. Fill out the form with your name, email and password, then click **Create Account**.



You can now see the full list of free Zinio magazines in the TLN Zinio for Libraries collection. Once you have found a title you would like to read, click on the cover, then on **Check Out**. After check-out, you can **Keep Browsing** for other titles or **Start Reading** to stream the magazine to your Mac or PC. You can also opt to be sent an email when a new issue of this magazine is released.



Click on **My Collection** to see everything that you have checked out.



Click on **Browse Magazine Collection** to check out more items, or click on the cover of a magazine to open and read in your browser on a Mac or PC. To read on a tablet or other mobile device, use the **Zinio for Libraries app**.

## Zinio for Libraries Digital Magazines - Reading Titles on Mobile Devices


### What is required to use Zinio for Libraries Digital Magazine Mobile App?

- ✓ A valid Canton Public Library card
- ✓ A mobile device that supports the Zinio for Libraries app
- ✓ A TLN Zinio for Libraries account

In order to access your free magazines with the Zinio for Libraries mobile app, you must first create your TLN Zinio for Libraries account online, and check out titles using your computer or device's internet browser.

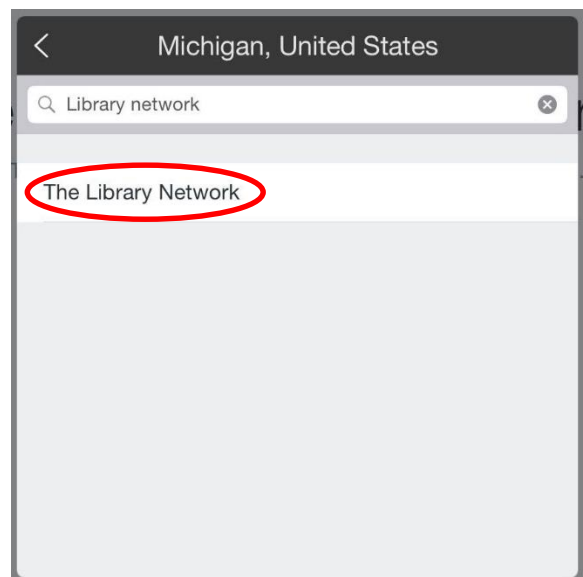
### Reading Titles in the Zinio for Libraries Mobile App

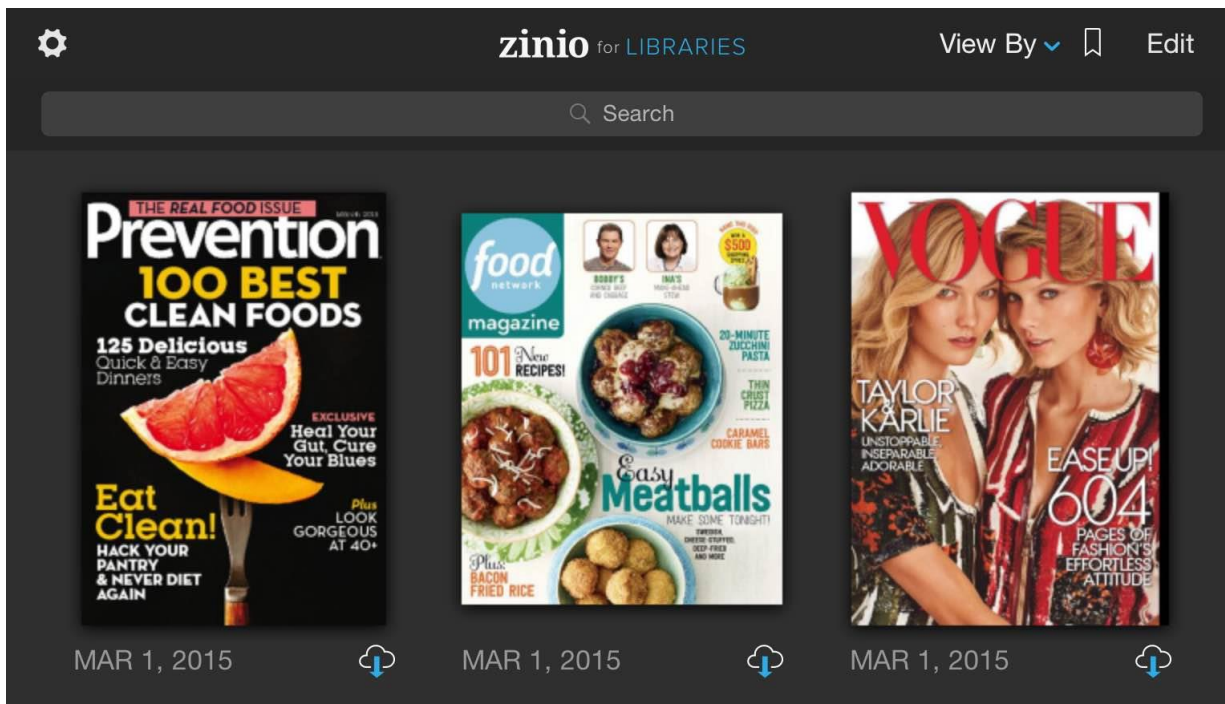
Download, install and open the Zinio for Libraries mobile app from your device's app store.



Log In with your Zinio for Libraries account information to access your magazines. Select your country (United States) and State (Michigan) before entering **The Library Network** as your library\*.

\*The Library Network is the consortium through which the Canton Public Library subscribes to Zinio.





Tap on a magazine cover to download it to your device. Once it has been downloaded, it will open for you to read.

Swipe the image to turn pages, or tap the page to see navigation and menu options. Swipe the bottom of the screen to skip directly to a different part of the magazine, or use the menu options at the top-right to access a table of contents.

**Remember...**

- Always select/add new issues through the Zinio for Libraries website, before viewing them in the Zinio for Libraries app on your mobile device.
- To “clip” a portion of an article, simply use your device’s screen capture options (varies by device).

