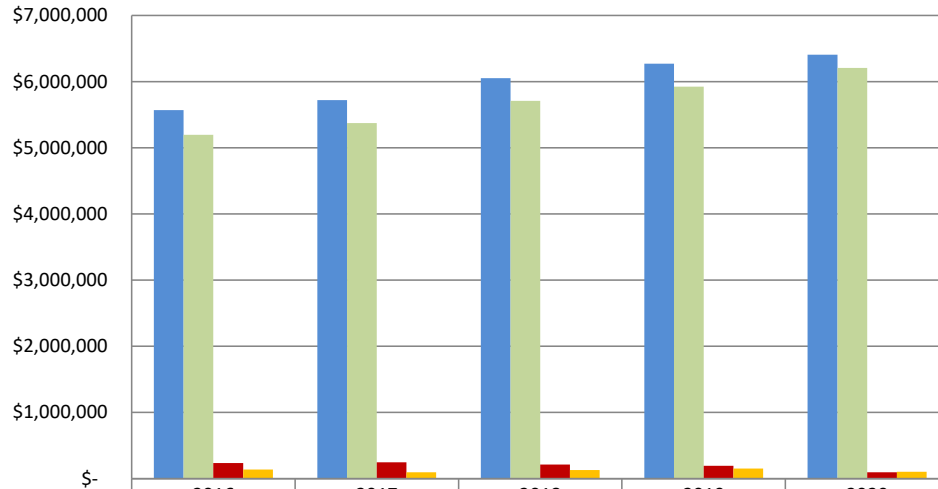


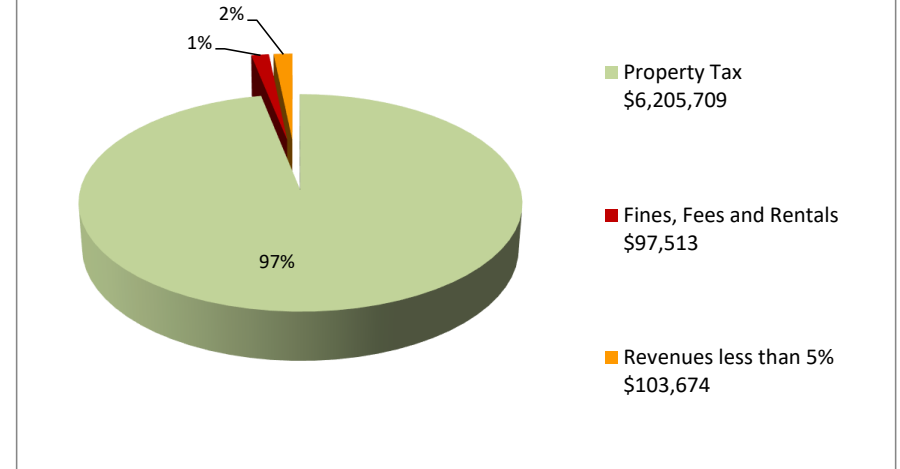
Canton Public Library Revenue

(The majority of the library revenue comes from property taxes. Revenue of less than 5% of the total budget is highlighted in the graph below)

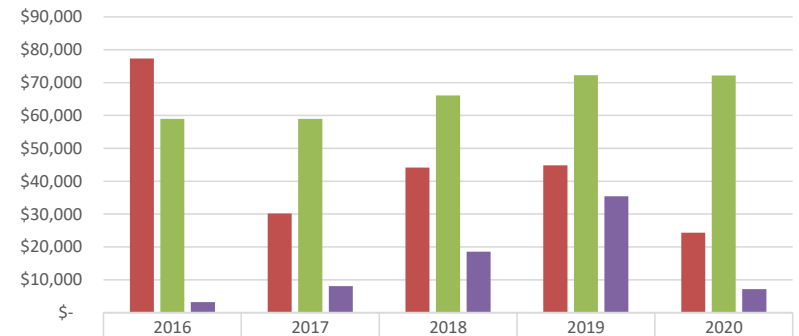


	2016	2017	2018	2019	2020
TOTAL REVENUE	\$5,571,265	\$5,718,921	\$6,051,431	\$6,272,622	\$6,406,896
Property Tax	\$5,196,988	\$5,375,270	\$5,709,963	\$5,925,023	\$6,205,709
Fines, Fees and Rentals	\$234,785	\$246,447	\$212,663	\$195,106	\$97,513
Revenues less than 5%	\$139,492	\$97,204	\$128,805	\$152,494	\$103,674

2020 Revenue



Revenue Less Than 5% by Category



	2016	2017	2018	2019	2020
Contributions and Donations	\$77,310	\$30,134	\$44,166	\$44,814	\$24,344
State Aid	\$58,966	\$58,982	\$66,126	\$72,276	\$72,192
Interest on Investments	\$3,216	\$8,088	\$18,513	\$35,404	\$7,139

* Revenue and Expenditures on graphs are from the annual financial reports as audited by Plante Moran