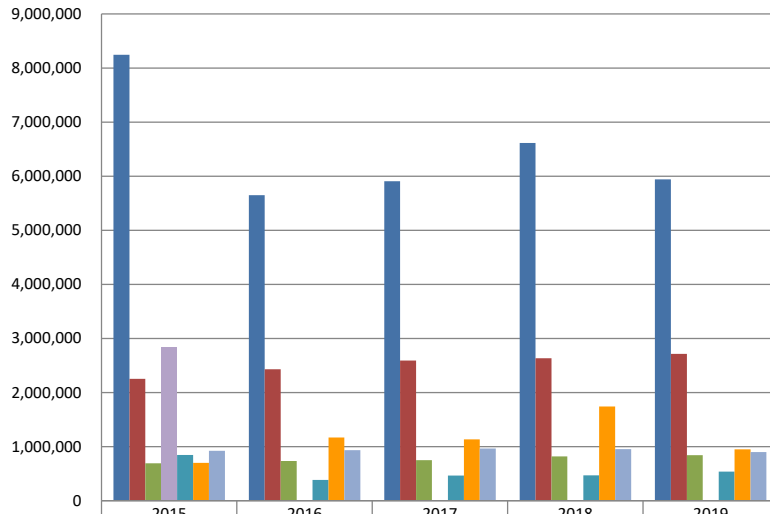
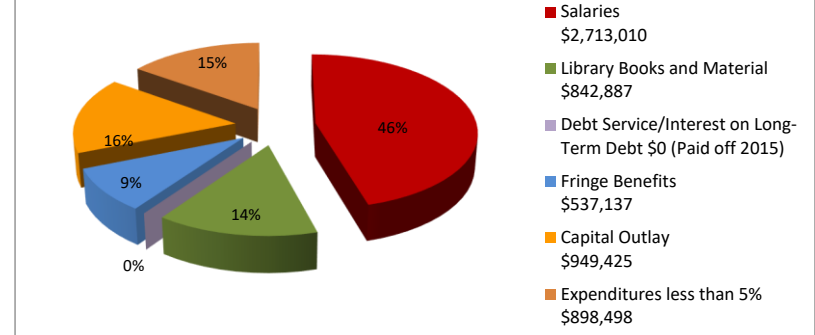


Canton Public Library Expenditures

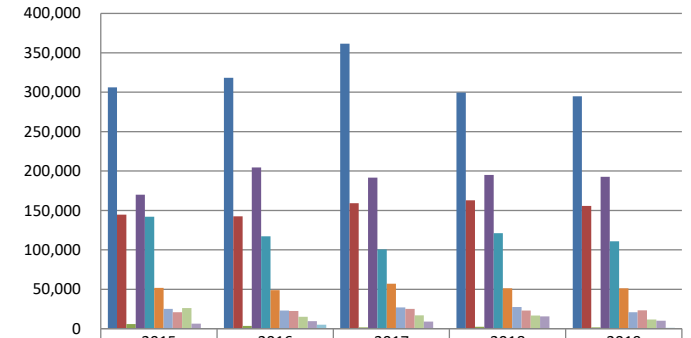


	2015	2016	2017	2018	2019
■ TOTAL EXPENDITURES:	8,246,353	5,647,750	5,906,014	6,613,151	5,940,957
■ Salaries	2,253,523	2,429,037	2,591,072	2,634,590	2,713,010
■ Library Books and Materials	691,743	732,121	750,254	819,750	842,887
■ Debt Service/Interest on Long-Term Debt (Paid off 2015)	2,835,623	0	0	0	0
■ Fringe Benefits	844,543	382,783	463,627	467,412	537,137
■ Capital Outlay	698,794	1,169,588	1,134,836	1,740,174	949,425
■ Expenditures less than 5%	922,127	934,221	966,225	951,225	898,498

2019 Expenditures



Expenditures Less Than 5% by Category



	2015	2016	2017	2018	2019
■ Professional and Contractural Services	306,128	318,323	361,509	299,441	294,943
■ Utilities	144,632	142,555	159,091	162,832	155,677
■ Property Tax Refunded to Taxpayers	5,737	3,410	1,575	2,328	1,678
■ Building Maint & Improvements	170,076	204,567	191,527	195,141	192,619
■ Supplies	141,981	117,236	100,469	121,195	110,930
■ Insurance and Bonds	51,625	48,766	56,888	51,179	51,152
■ Communications	25,143	22,921	26,923	27,550	20,770
■ Rentals	20,777	22,418	24,984	22,851	23,204
■ Printing and publishing	26,087	15,092	16,806	16,637	11,545
■ Community Relations	6,252	9,606	8,967	15,534	10,005
■ Endowment Transfers	0	4,983	860	455	1,110

* Revenue and Expenditures on graphs are from the annual financial reports as audited by Plante Moran