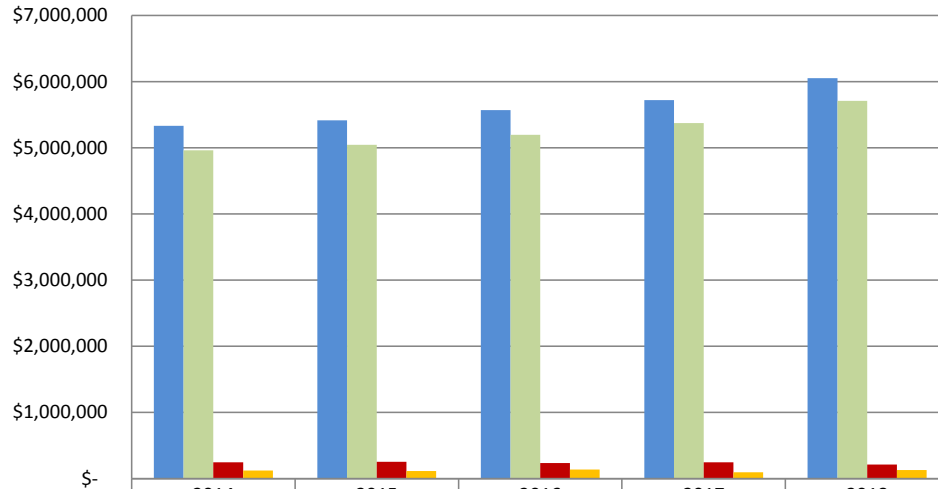


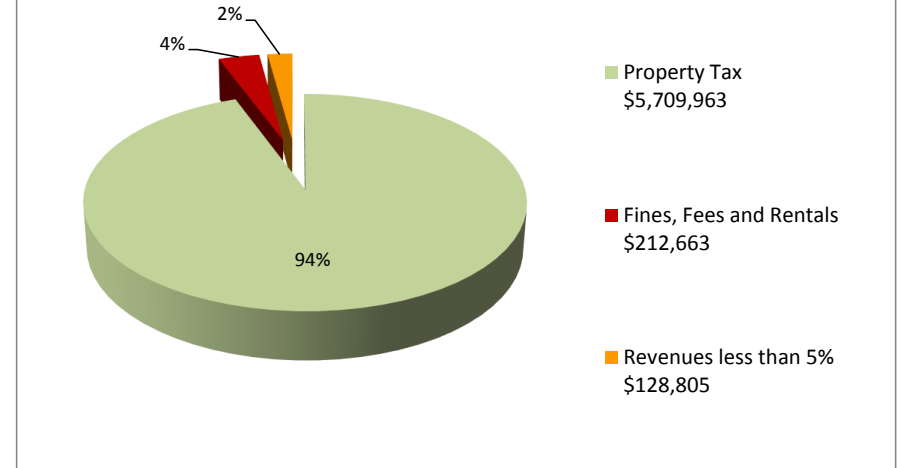
Canton Public Library Revenue

(The majority of the library revenue comes from property taxes. Revenue of less than 5% of the total budget is highlighted in the graph below)

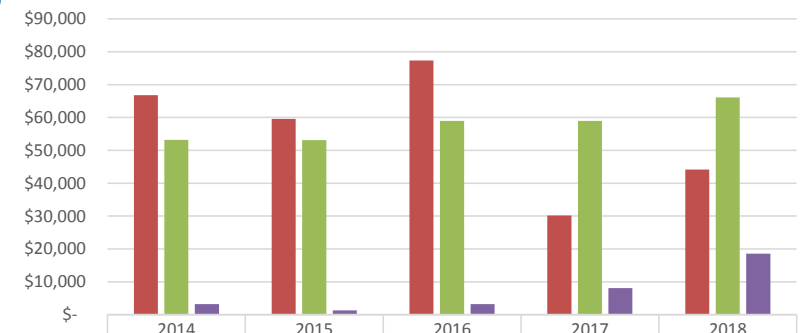


■ TOTAL REVENUE	\$5,332,810	\$5,413,221	\$5,571,265	\$5,718,921	\$6,051,431
■ Property Tax	\$4,963,075	\$5,046,123	\$5,196,988	\$5,375,270	\$5,709,963
■ Fines, Fees and Rentals	\$246,606	\$253,157	\$234,785	\$246,447	\$212,663
■ Revenues less than 5%	\$123,129	\$113,941	\$139,492	\$97,204	\$128,805

2018 Revenue



Revenue Less Than 5% by Category



■ Contributions and Donations	\$66,743	\$59,552	\$77,310	\$30,134	\$44,166
■ State Aid	\$53,147	\$53,097	\$58,966	\$58,982	\$66,126
■ Interest on Investments	\$3,239	\$1,292	\$3,216	\$8,088	\$18,513

* Revenue and Expenditures on graphs are from the annual financial reports as audited by Plante Moran