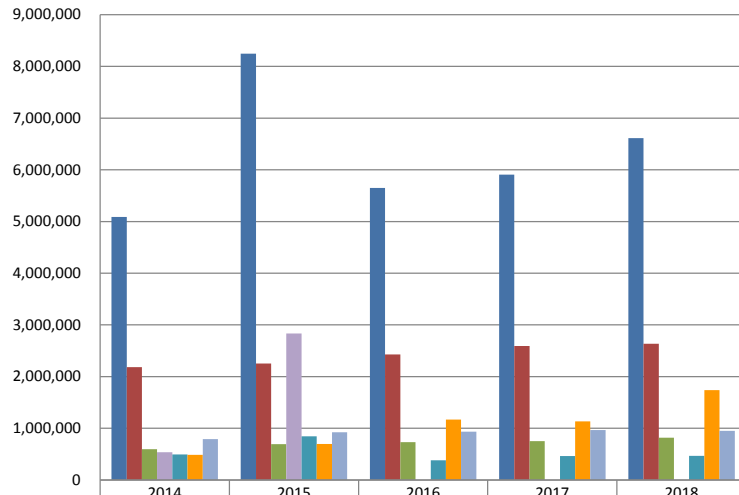
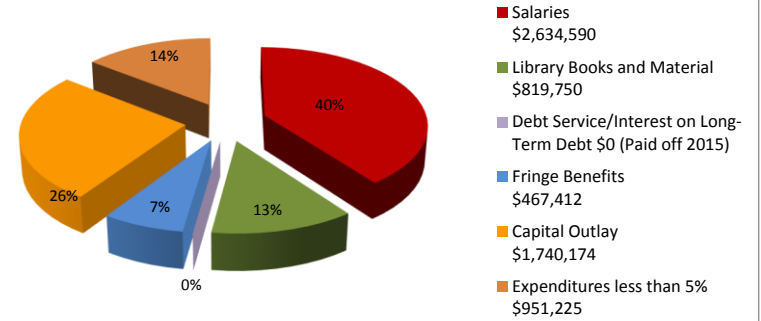


Canton Public Library Expenditures

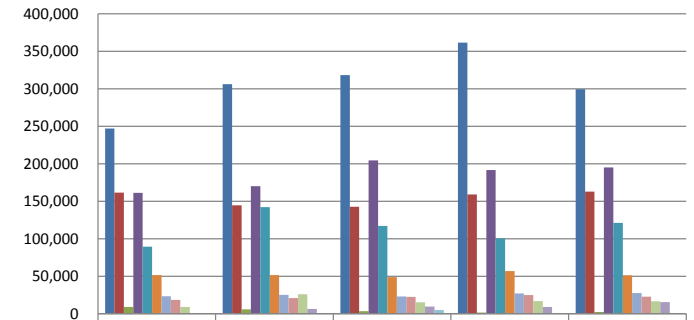


	2014	2015	2016	2017	2018
TOTAL EXPENDITURES:	5,089,476	8,246,353	5,647,750	5,906,014	6,613,151
Salaries	2,182,421	2,253,523	2,429,037	2,591,072	2,634,590
Library Books and Materials	596,692	691,743	732,121	750,254	819,750
Debt Service/Interest on Long-Term Debt (Paid off 2015)	539,073	2,835,623	0	0	0
Fringe Benefits	496,043	844,543	382,783	463,627	467,412
Capital Outlay	485,868	698,794	1,169,588	1,134,836	1,740,174
Expenditures less than 5%	789,379	922,127	934,221	966,225	951,225

2018 Expenditures



Expenditures Less Than 5% by Category



	2014	2015	2016	2017	2018
Professional and Contractual Services	246,918	306,128	318,323	361,509	299,441
Utilities	161,598	144,632	142,555	159,091	162,832
Property Tax Refunded to Taxpayers	9,082	5,737	3,410	1,575	2,328
Building Maint & Improvements	161,175	170,076	204,567	191,527	195,141
Supplies	89,466	141,981	117,236	100,469	121,195
Insurance and Bonds	51,519	51,625	48,766	56,888	51,179
Communications	23,143	25,143	22,921	26,923	27,550
Rentals	18,384	20,777	22,418	24,984	22,851
Printing and publishing	9,066	26,087	15,092	16,806	16,637
Community Relations	0	6,252	9,606	8,967	15,534
Endowment Transfers	0	0	4,983	860	455

* Revenue and Expenditures on graphs are from the annual financial reports as audited by Plante Moran