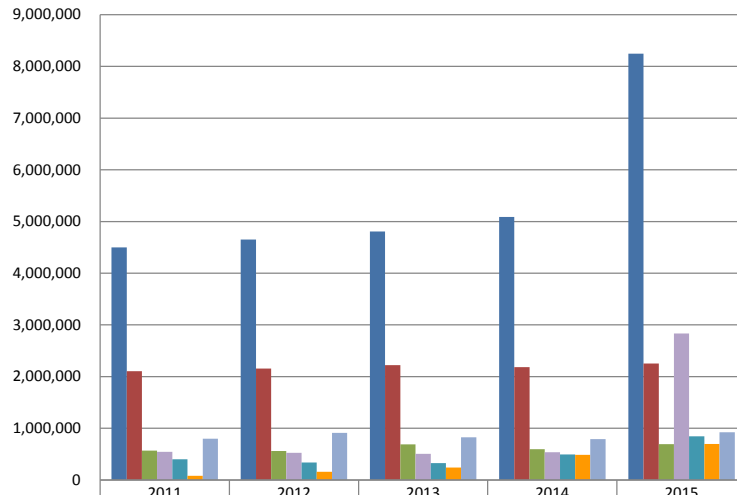
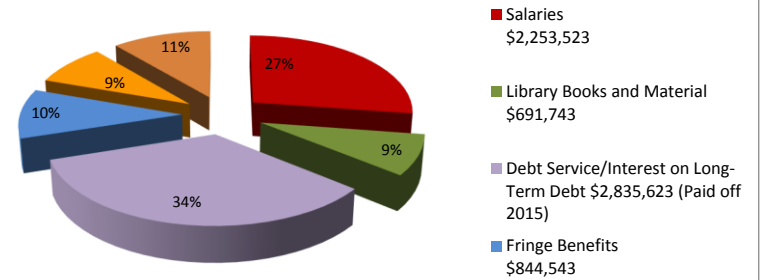


Canton Public Library Expenditures

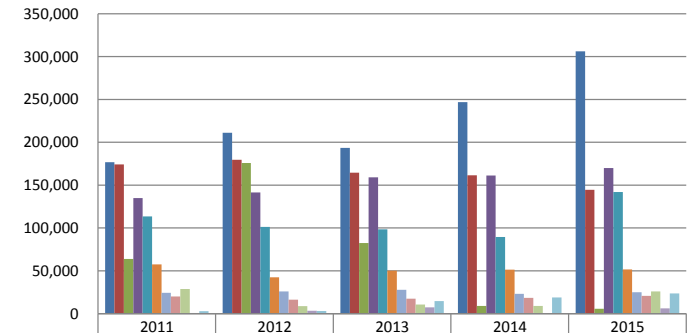


	2011	2012	2013	2014	2015
TOTAL EXPENDITURES:	4,499,482	4,649,099	4,808,894	5,089,476	8,246,353
Salaries	2,105,254	2,154,548	2,219,956	2,182,421	2,253,523
Library Books and Materials	567,209	561,724	688,238	596,692	691,743
Debt Service/Interest on Long-Term Debt (Paid off 2015)	546,219	526,419	504,994	539,073	2,835,623
Fringe Benefits	402,764	339,002	328,676	496,043	844,543
Capital Outlay	80,136	157,579	240,346	485,868	698,794
Expenditures less than 5%	797,900	909,827	826,684	789,379	922,127

2015 Expenditures



Expenditures Less Than 5% by Category



	2011	2012	2013	2014	2015
Professional and Contractual Services	176,891	211,249	193,603	246,918	306,128
Utilities	174,160	179,697	164,641	161,598	144,632
Property Tax Refunded to Taxpayers	63,825	175,985	82,477	9,082	5,737
Building Maint & Improvements	134,942	141,476	159,164	161,175	170,076
Supplies	113,619	101,173	98,442	89,466	141,981
Insurance and Bonds	57,565	42,372	50,134	51,519	51,625
Communications	24,259	26,110	27,871	23,143	25,143
Rentals	20,075	16,287	17,467	18,384	20,777
Printing and publishing	28,798	8,932	10,627	9,066	26,087
Community Relations	864	3,458	7,512	0	6,252
Conferences, Workshops and Travel	2,902	3,088	14,746	19,028	23,689

* Revenue and Expenditures on graphs are from the annual financial reports as audited by Plante Moran